

Transient Voltage Suppressors for ESD Protection

SE24D3S21HZ

Features

- ◆ Working voltage : 24V
- ◆ Low leakage current: 1.0 μ A @ V_{RWM}
- ◆ Low clamping voltage
- ◆ Response Time is < 1 ns

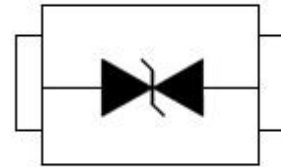
SOD-323



Applications

- ◆ Laptop Computers
- ◆ Cellular Phones
- ◆ Digital Cameras
- ◆ Personal Digital Assistants (PDAs)

Pin Configuration



Mechanical Characteristics

- ◆ SOD-323 Package
- ◆ Molding Compound Flammability Rating : UL 94V-0
- ◆ Quantity Per Reel : 3,000pcs
- ◆ Reel Size : 7 inch
- ◆ Marking Code: 2H

Absolute Maximum Rating

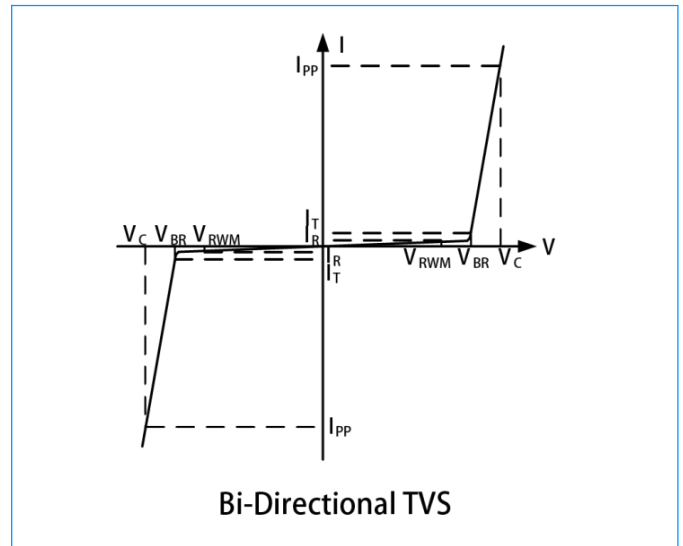
Symbol	Parameter	Value	Units
T_{LST}	Lead Soldering Temperature	260 (10sec)	$^{\circ}$ C
T_{STG}	Storage Temperature Range	-55 to +150	$^{\circ}$ C
T_{OPT}	Operating Temperature Range	-55 to +125	$^{\circ}$ C
V_{ESD}	ESD per IEC 61000-4-2(Air)	\pm 25	KV
	ESD per IEC 61000-4-2 (Contact)	\pm 25	

Transient Voltage Suppressors for ESD Protection

SE24D3S21HZ

I-V Curve Characteristics

Symbol	Parameter
I_{PP}	Maximum Peak Pulse Current
V_C	Clamping Voltage @ I_{PP}
V_{RWM}	Working Peak Reverse Voltage
I_R	Maximum Reverse Leakage Current @ V_{RWM}
V_{BR}	Breakdown Voltage @ I_T
I_T	Test Current



Bi-Directional TVS

Electrical Characteristics (@ $T_A=25^\circ\text{C}$ Unless Otherwise Specified)

Symbol	Test Condition	Minimum	Typical	Maximum	Units
V_{RWM}	--	--	--	24	V
I_R	$V_{RWM}=24\text{V}$, $T=25^\circ\text{C}$	--	--	1.0	μA
V_{BR}	$I_T = 1\text{mA}$	26.7	--	--	V
V_C	$I_{PP}=6\text{A}$, $t_p=8/20\mu\text{s}$	--	45	--	V
C_J	$V_R=0\text{V}$, $f=1\text{MHz}$	--	15	--	pF

Characteristic Curves

Fig1. 8/20 μs Pulse Waveform

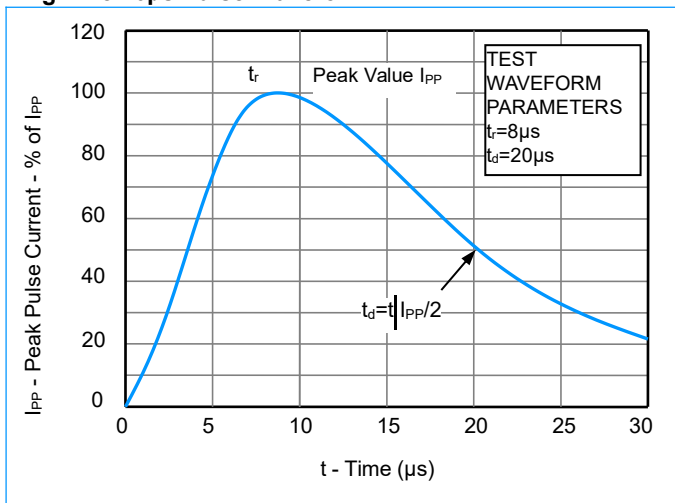
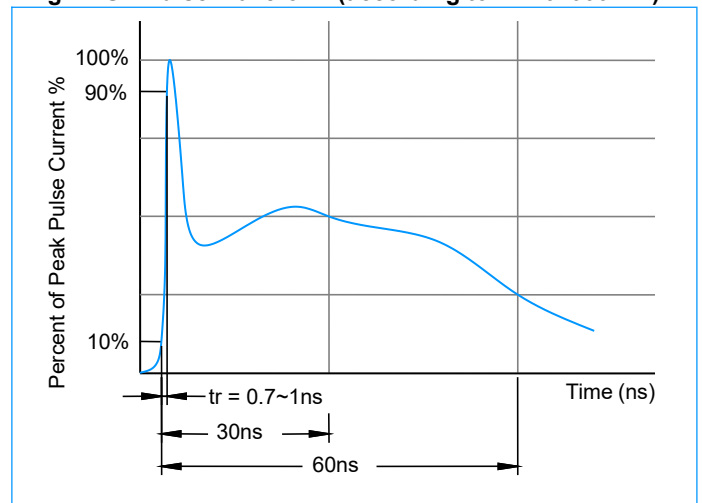


Fig2. ESD Pulse Waveform (according to IEC 61000-4-2)



Transient Voltage Suppressors for ESD Protection

SE24D3S21HZ

Characteristic Curves (Continue)

Fig3. ESD Clamping (+8KV Contac per IEC61000-4-2)

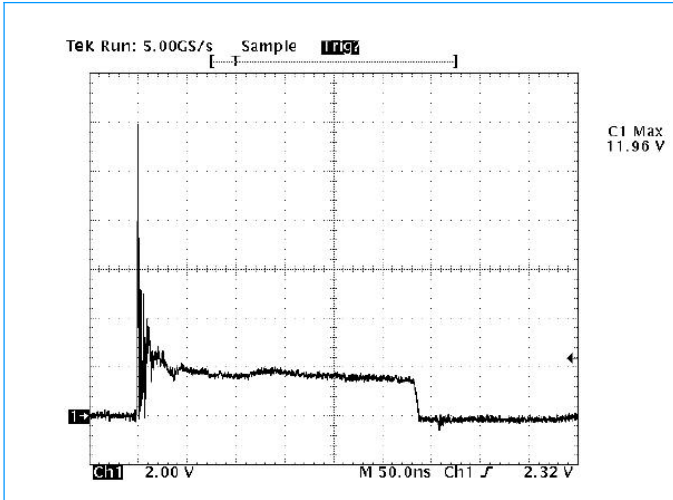
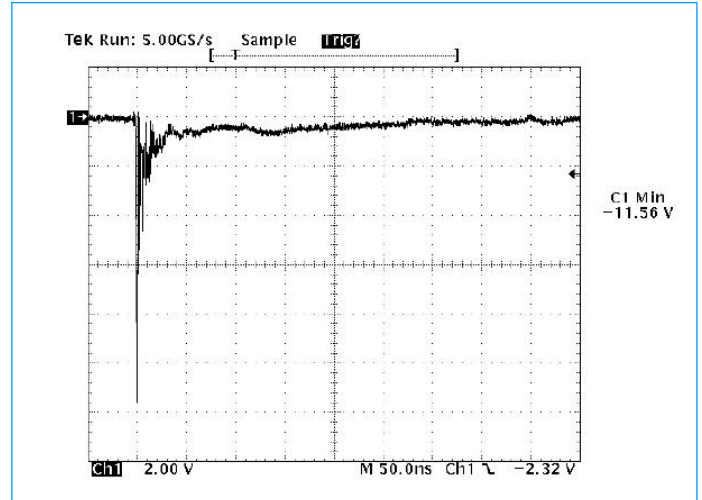
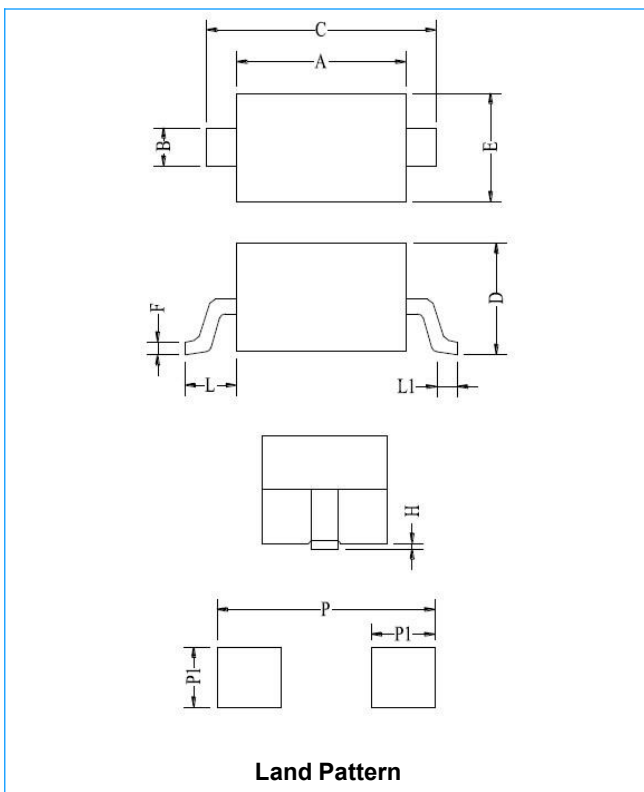


Fig4. ESD Clamping (-8KV Contac per IEC61000-4-2)



SOD-323 Package Mechanical Data



Symbol	Millimeters		Inches	
	Min.	Max.	Min.	Max.
A	1.60	1.80	0.063	0.071
B	0.25	0.35	0.010	0.014
C	2.50	2.70	0.098	0.106
D	0.00	1.00	0.000	0.039
E	1.20	1.40	0.047	0.055
F	0.08	0.15	0.003	0.006
L	0.475REF		0.019REF	
L1	0.25	0.40	0.010	0.016
H	0.00	0.10	0.000	0.004
P	3.00		0.118	
P1	0.80		0.031	